

# LEAVERS RESULTS 2023 ANALYSIS – BEST RESULTS YET.

## Headlines

- **Best success rates ever with Years 10 and 11 achieving over 110 qualifications.**
- **Highest grades achieved**
- **Increase in pupils leaving us with Level 2 endpoints ready for T-levels or A-levels.**
- **Majority of pupils leaving us with 5 or more GCSE-equivalent qualifications.**

## Highest grades achieved

Nationally in 2023 there was a considerable fall in the number of grades awarded at grade 4 or above, however we are pleased to report that we have seen a strong increase in this area. Nationally the percentage of grades awarded at grade 4 and above fell by 5%; with 69% of Greater Manchester pupils across all schools achieving grade 4 or better.

Within our specialist SEND school we have had an increase from 46% to 55% of grades being awarded for GCSE level subjects at a grade 4 or above, which is falling just 15% short of all mainstream education including all non-SEND pupils.

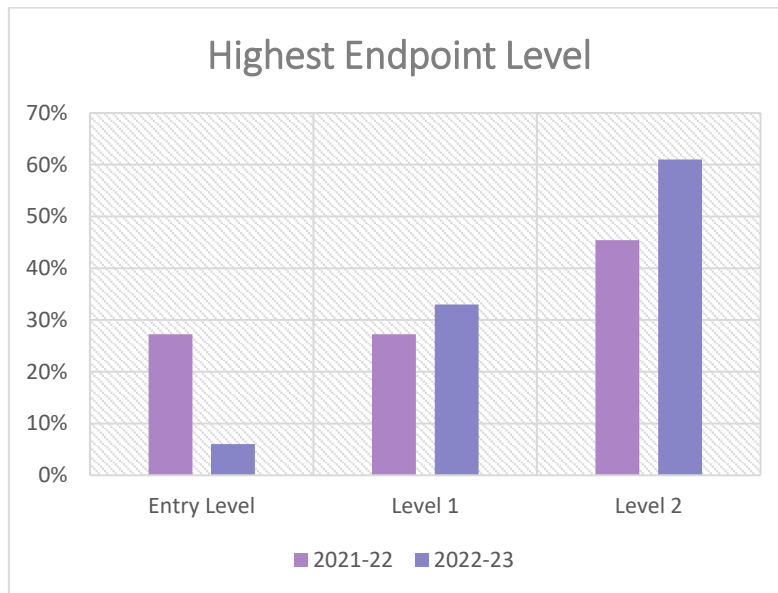
Many colleges and training providers accept a Grade 3 for entry to Level 2 courses post-16, when you consider this measure we have again increased our achievements from 54% achieving a Grade 3 or higher in 2022, up to 75% of pupils having grade 3 or higher qualifications in 2023.

Additionally, as a school we have seen our first ever achievements of Grade 7.

As a special school, we feel that these statistics show our strong performance against mainstream education. Figures for SEND schools are more difficult to obtain due to the smaller pool of data, as many special schools do not enter pupils for GCSE's.

Nationally, in 2021-22 18.3% of SEND pupils achieved grade 5 or above, this year we are pleased to share that we double that with 36% of our grades being awarded at a grade 5 or higher.

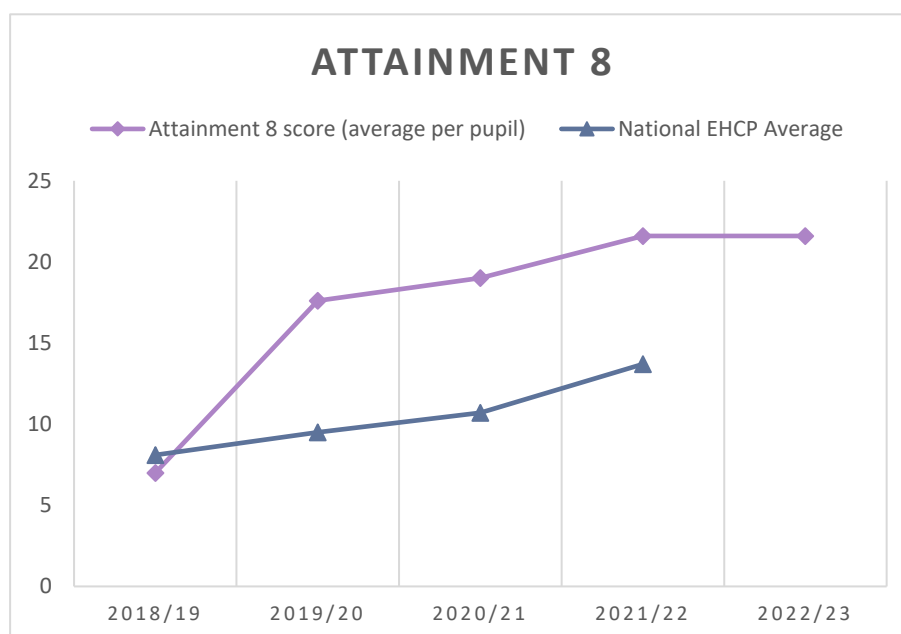
Overall the proportion of pupils leaving us with Level 2 qualifications has strongly increased to well over half, as below:



### Attainment 8 points score levels

Over time, the standard of grades that our pupils has trebled since 2019, and continues to sit well above the national average for SEND-pupils with EHCP's, as below:

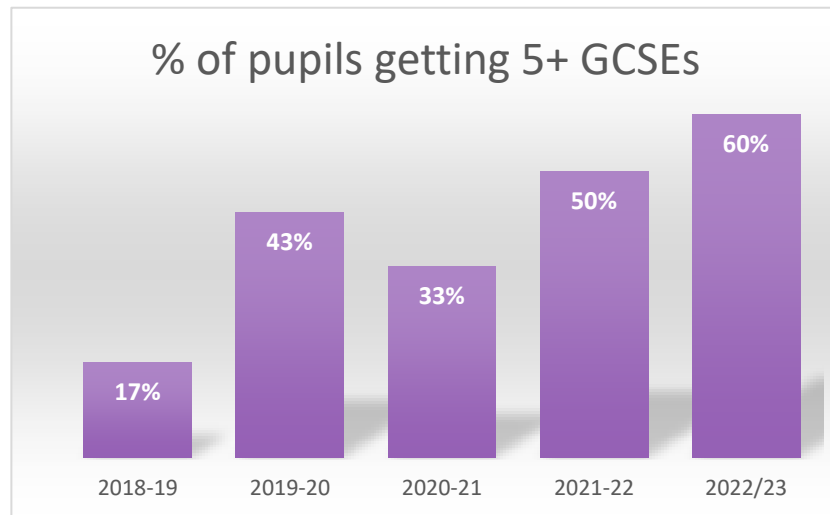
	2018/19	2019/20	2020/21	2021/22	2022/23
<b>Attainment 8 score (average per pupil)</b>	7	17.6	19	21.6	21.6
<b>National EHCP Average</b>	8.1	9.5	10.7	13.7	



## Amount of pupils leaving with 5 or more GCSE's

Finally, the proportion of our pupils leaving us with 5 or more GCSE/equivalent qualifications has again increased, as below:

	2018-19	2019-20	2020-21	2021-22	2022/23
% students gaining 5+ GCSEs	<b>17%</b>	<b>43%</b>	<b>33%</b>	50%	60%



In total we achieved over 110 qualifications with 15 pupils.